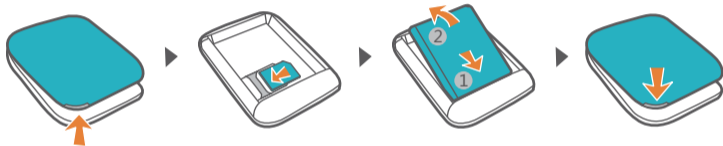


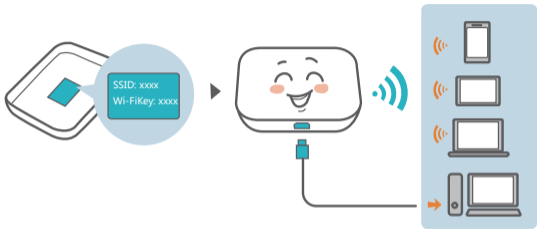
Quick Start

Installation

SIM card



Wi-Fi connection



We strongly recommend that you change the default SSID and Wi-Fi key to keep your data secure.

HUAWEI HiLink

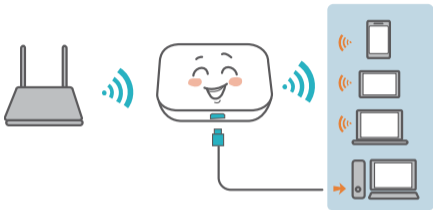
Download HUAWEI HiLink to manage your Mobile WiFi.



You can also manage your Mobile WiFi through the web interface at <http://192.168.8.1>. The default username and password is **admin**.

Click **Help** in the upper right corner of the screen to learn more about your Mobile WiFi.

Wi-Fi extender (optional)



The Wi-Fi extender feature increases Wi-Fi coverage and connects to Wi-Fi networks where available to reduce mobile data usage.

1. From the HUAWEI HiLink app, touch **Settings** and enable the Wi-Fi extender feature.
2. Connect to a Wi-Fi network.



Your Mobile WiFi will connect to known Wi-Fi networks when the extender feature is enabled.

Appearance

Battery indicator

- Green: Sufficient battery.
- Blinking green: Charging the battery.
- Red: Low battery.

Power button

Press and hold to turn your Mobile WiFi on or off.

Signal indicator

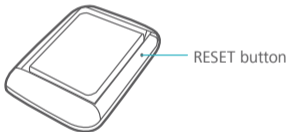
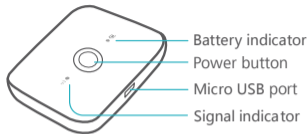
- Green: Strong signal.
- Orange: Weak signal.
- Red: No signal.

RESET button

Press and hold to reset your Mobile WiFi and restore it to its factory settings.



If you forget the username, password or SSID for your Mobile WiFi, try restoring the device to its factory settings.

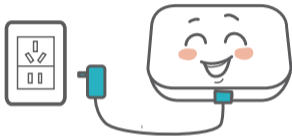


Charging

0%  100%



0%  100%



Please only use compatible chargers provided by a designated manufacturer.



The charger is an optional accessory. To buy a charger, please contact an authorized retailer.

FAQs



Why isn't my Mobile WiFi responding?

Try restarting the device. If that doesn't work, restore the device to its factory settings.



Why can't I connect to my Mobile WiFi sometimes?

To save power, your Mobile WiFi's Wi-Fi auto off feature is designed to turn off Wi-Fi when there haven't been connections for a while. You can press the **POWER** button to turn on Wi-Fi again. Alternatively, you can disable this feature, although this might impact battery life. Log in to the HiLink app or web interface and disable the Wi-Fi auto off feature.



Why won't my Mobile WiFi connect to a network even though all the settings are correct?

The PIN verification feature might be enabled. Launch HUAWEI HiLink and enter the correct PIN.

You can disable this feature if you find entering the PIN regularly inconvenient.

From the HiLink app, select **Settings** and then disable the PIN verification feature.



Why can't I access the web interface at 192.168.8.1?

This is likely due to an IP address conflict when the Mobile WiFi assigns itself a new IP address. Please try 192.168.9.1 in this case.

If your Mobile WiFi has an LCD screen, the new IP address of your web interface will be displayed.



Why won't my Mobile WiFi power on?

Your battery is probably out of power.

Charge your Mobile WiFi for a while and power it back on.



Why did my Mobile WiFi power off all of a sudden?

Your Mobile WiFi may overheat when you use it continuously over a long period of time, and thereby trigger its automated protection system. Wi-Fi will be turned off and your Mobile WiFi will power off if this occurs.

Please ensure the device is properly ventilated and cooled before you power it on again.

INFO 